



The Sound of Marantz

*The Sound of Marantz
is the compelling warmth of a Stradivarius.
It is a dancing flute, a haughty bassoon
and the plaintive call of a lone French horn.
The sound of Marantz is the sound of beauty,
and Marantz equipment is designed to bring you
the subtle joy of its delight.
Wonderful adventures in sound await you
when you discover that the sound of Marantz
is the sound of music at its very best.*



The Sound of Marantz Is the Sound of Music at Its Very Best. 🏆 The phonograph record, the reel of pre-recorded tape, and the stereo components that bring you the thrilling sound of music—these are objects simple in shape, familiar. You see them, touch them, and perhaps hear them every day. 🏆 Yet what a world of noble achievement in art and technology lies behind these familiar objects! Consider first the phonograph record or the tape reel. Who can conceive of the struggles, the ruthless dedication to attain ideals—required by musician and scientist alike to bring the strains of the mightiest Beethoven symphony or the simplest Schubert song into your home! 🏆 Consider the genius composer—Beethoven. How many years of unrelenting discipline at keyboard and writing desk went to produce the controlled violence that is his music? Or think of the orchestra—the conductor and musicians. One hundred men—one hundred lifetimes dedicated to art and beauty, assembling and performing—so that you might hear the music of the great composer. 🏆 Think of the scientists—those supremely logical men of the mind who seize upon inert reality and mold it into the wires, transistors and dials of the recording equipment—of the recording engineers who operate that equipment during a stereo recording session. How many careers are here devoted to harnessing the forces of nature so that the passionate sound of music might forever be preserved and enjoyed in your home? 🏆 The marketplace puts a specific dollar value on the cumulative result of this effort—the price of the record or the tape. But the truly intrinsic value—created from the struggles and triumphs of individual men—is in the pleasure it affords the listener, and this can never be measured. 🏆 A stereo recording is indeed priceless. 🏆 As such, it demands and deserves to be played only on the finest stereo reproduction equipment available. 🏆 And by what standards does one judge the finest? 🏆 Consider the following: scattered throughout the world are a handful of business firms that view their

work, not solely as business, but more closely akin to artistic self-expression. They are not concerned primarily with satisfying public demand, but, like the artist, with self-fulfillment, with translating a personal vision into concrete form. 🏆 These firms are usually small; they produce few products and in limited quantity. Their wares are hand-crafted by master artisans who take pride in the degree of perfection that they can attain with each piece. 🏆 Yet it is the products of these scant few businesses that set the world's standards for excellence. When people mention their names they look up, in spirit if not in fact. 🏆 You know these names—these trademarks that are badges of honor in such industries as automobiles, jewelry, cameras, clothing, furniture. 🏆 In the high fidelity industry that badge of honor trademark is—Marantz. 🏆 From its very first instrument manufactured 14 years ago to the present, Marantz has set the standard in the audio world—in performance quality, in design integrity and in scope of innovation. 🏆 For Marantz customers this has meant unsurpassed sound, a wise investment with years—perhaps even decades—of faithful service, instruments that are state-of-the-art now and will continue to be well into the future. 🏆 On the following pages is the entire Marantz audio line. There are only a handful of products, yet each individual instrument represents a unique triumph of engineering and invention, and the ultimate adventure in thrilling listening. 🏆 Marantz is more than a product line; it is an ideal in the world of sound reproduction. 🏆 If you are satisfied only with the finest, if you demand the same unremitting standards for the reproduction of music as you demand in the music itself, then you will want only—Marantz. 🏆 **3-year Golden Warranty.** Marantz guarantees its electronic instruments to remain free from operating defects for 3 years* from date of purchase. Tubes are guaranteed for ninety days. Full details and conditions are available on the warranty document issued with each instrument purchased. 🏆 🏆 🏆 🏆 🏆 🏆 🏆 🏆 🏆 🏆 🏆 🏆 🏆 🏆 🏆

The Model 7T Solid-State Stereo Preamplifier. Versatility is not the only standard for judging components, but if it were, the Marantz 7T Stereo Solid-State Preamplifier would still be the leader. There is, however, an even more important standard: sound quality. When you hear the ravishingly brilliant stereophonic sound that this instrument can produce, then you will know why it stands in a class by itself. Here is the preamplifier that possesses unsurpassed specifications for low noise and low distortion. The widest dynamic excursions on your favorite record or tape cannot overload the input stage. The usual transistor problem in solid-state preamplifiers—that of inadequate signal handling capacity and dynamic range—has now been overcome by Marantz engineering. But to appreciate truly this marvel of audio engineering, you must see it, and hear it. You must feel and turn the smooth precision-machined knobs, savor the luxurious look of the classic front panel design, examine closely the wear-ever deep photo-etched front panel lettering, appreciate Marantz' traditional scrupulous attention to the minutest detail as evidenced by the design of the balance control which simultaneously increases the volume of the speaker of one channel while decreasing the other to maintain constant acoustic output, and by the use of Teflon-insulated solder terminals. In this preamplifier, sound and science merge, and the result is as *Electronics World* magazine put it, "...we have never found a unit which embodied all the performance characteristics of the Model 7T." Here are some of the many switching and input facilities available with the 7T. Two front panel jacks let you record, play back or copy with an external tape recorder. There's a jack for stereo headphone (600 ohms and above) that automatically cuts off the speakers when the headphones are plugged in. Each stereo channel has its own separate bass and treble tone knobs. There is an input selector knob for microphone, up to two phonographs, tape head, tuner, TV, and two AUX inputs. You can operate two additional amplifiers for remote monophonic speakers through the separate center channel output which has its own level control, and which provides a total blending of the two stereo channels. Small wonder that the Model 7T is hailed as the supremely versatile, all-purpose stereo preamplifier. \$325.00.

FEATURES

Two Front Panel Stereo Jacks—For recording, copying or playback with an external tape recorder.

Front Panel Stereo Headphone Jack—Built-in circuit for driving 600 ohm or higher impedance phones. Sound automatically cuts off from speakers when headphones are plugged in.

Center Channel Output—Separate A+B mixing circuit with level control to drive one or two additional amplifiers for "center" channel or remote monophonic speakers. Low impedance output.

Tape Play/Tape Copy Switch—New circuit and switching permits tape recording playback or monitoring, plus duplication

of tapes with front panel and rear panel recording outputs. They are capable of driving either low or high impedance recorders with low distortion. Stereo program material can be mixed and recorded monophonically if desired.

Other Features—Front: 3-way Selector Switch—RIAA, plus two of the more common older equalization curves; Mode Switch; Precision Tracking Volume Control; Wide-range Balance Control; Selectable curve Feedback Tone Controls; 3-position High (scratch) Filter; 3-position Low (rumble) Filter; Power Switch. Rear: Output Level Switch for High and Low Efficiency Speakers; Tape Head Equalizer

Adjustment; 6 AC Outlets; Tape Recorder Output Jacks; Tape Playback Input Jacks; Oscilloscope Output (For use with Marantz tuners).

SPECIFICATIONS

Gain—Phono to main output: 63.5 db; Phono to recording output: 42 db; High level to main output: 21.5 db.

Input Sensitivity—.7 mv for phono for 1V main output; less than .1V for high level for 1V main output.

Frequency Response—20 Hz to 20 KHz \pm 0.5 db.

Total Noise—(High Level). 20 Hz to 20 KHz, 100 db below 1 microvolt input; (Low Level) 20 Hz to 20 KHz, 1 mv equivalent (phono).

I.M. Distortion—Less than 0.05% at 3 Volt RMS equivalent peak output. Less than 0.05% at 10 Volt RMS equivalent peak output. Less than 0.15% at 10 Volt RMS equivalent output.

Harmonic Distortion—20 Hz to 20 KHz; Less than 0.05% at 1V RMS output.

Dynamic Range—(Phono Input)—100 db above 1 μ V equivalent noise input.

Optional Accessories—Oiled walnut cabinet, \$24.50; Rack Mount Panel, \$40.00.

UL Listed—50 to 60 Hz operation at 105-130 Volts.

Easily Convertible—From 110 Volt to 220 Volt operation. Please write for conversion instructions.



marantz Stereo console

Solid State

PHONO 1
STEREO 1
STEREO 2
STEREO 3
STEREO 4
STEREO 5
STEREO 6
STEREO 7
STEREO 8
STEREO 9
STEREO 10
STEREO 11
STEREO 12
STEREO 13
STEREO 14
STEREO 15
STEREO 16
STEREO 17
STEREO 18
STEREO 19
STEREO 20
STEREO 21
STEREO 22
STEREO 23
STEREO 24
STEREO 25
STEREO 26
STEREO 27
STEREO 28
STEREO 29
STEREO 30
STEREO 31
STEREO 32
STEREO 33
STEREO 34
STEREO 35
STEREO 36
STEREO 37
STEREO 38
STEREO 39
STEREO 40
STEREO 41
STEREO 42
STEREO 43
STEREO 44
STEREO 45
STEREO 46
STEREO 47
STEREO 48
STEREO 49
STEREO 50
STEREO 51
STEREO 52
STEREO 53
STEREO 54
STEREO 55
STEREO 56
STEREO 57
STEREO 58
STEREO 59
STEREO 60
STEREO 61
STEREO 62
STEREO 63
STEREO 64
STEREO 65
STEREO 66
STEREO 67
STEREO 68
STEREO 69
STEREO 70
STEREO 71
STEREO 72
STEREO 73
STEREO 74
STEREO 75
STEREO 76
STEREO 77
STEREO 78
STEREO 79
STEREO 80
STEREO 81
STEREO 82
STEREO 83
STEREO 84
STEREO 85
STEREO 86
STEREO 87
STEREO 88
STEREO 89
STEREO 90
STEREO 91
STEREO 92
STEREO 93
STEREO 94
STEREO 95
STEREO 96
STEREO 97
STEREO 98
STEREO 99
STEREO 100

selector

volume

PHONO 1
STEREO 1
STEREO 2
STEREO 3
STEREO 4
STEREO 5
STEREO 6
STEREO 7
STEREO 8
STEREO 9
STEREO 10
STEREO 11
STEREO 12
STEREO 13
STEREO 14
STEREO 15
STEREO 16
STEREO 17
STEREO 18
STEREO 19
STEREO 20
STEREO 21
STEREO 22
STEREO 23
STEREO 24
STEREO 25
STEREO 26
STEREO 27
STEREO 28
STEREO 29
STEREO 30
STEREO 31
STEREO 32
STEREO 33
STEREO 34
STEREO 35
STEREO 36
STEREO 37
STEREO 38
STEREO 39
STEREO 40
STEREO 41
STEREO 42
STEREO 43
STEREO 44
STEREO 45
STEREO 46
STEREO 47
STEREO 48
STEREO 49
STEREO 50
STEREO 51
STEREO 52
STEREO 53
STEREO 54
STEREO 55
STEREO 56
STEREO 57
STEREO 58
STEREO 59
STEREO 60
STEREO 61
STEREO 62
STEREO 63
STEREO 64
STEREO 65
STEREO 66
STEREO 67
STEREO 68
STEREO 69
STEREO 70
STEREO 71
STEREO 72
STEREO 73
STEREO 74
STEREO 75
STEREO 76
STEREO 77
STEREO 78
STEREO 79
STEREO 80
STEREO 81
STEREO 82
STEREO 83
STEREO 84
STEREO 85
STEREO 86
STEREO 87
STEREO 88
STEREO 89
STEREO 90
STEREO 91
STEREO 92
STEREO 93
STEREO 94
STEREO 95
STEREO 96
STEREO 97
STEREO 98
STEREO 99
STEREO 100

mode

balance

BASS
MID
TREBLE
PHONO

BASS
MID
TREBLE
PHONO

left

right

treble

left

right

bass

POWER

BASS
MID
TREBLE
PHONO

BASS
MID
TREBLE
PHONO

The Model 15 120-watt Solid-State Stereo Power Amplifier. Critics, lab tests, dealers and customers agree: the Marantz Model 15 120-watt Solid-State Stereo Power Amplifier is an instrument without precedent in performance and rugged reliability. As renowned audio authority Julian Hirsch exclaimed, "If any amplifier can be termed 'indestructible,' this is the one." Two independent and identical monophonic amplifiers, each with its own power supply, are bracketed together and mounted to a handsome gold anodized front panel that matches both the Model 7T Preamplifier and Model 10B Tuner. Because the channels are completely isolated, you suffer no power loss, "cross-talk," or other interactions that oftentimes occur from simultaneous operation of both channels with only one power supply. The amplifiers are direct-coupled, providing instantaneous recovery from overload and *full* rated power throughout the full frequency range. At any audio frequency, and on any output impedance from 4 to 16 ohms, the Model 15 is guaranteed to have no more than 0.1% total harmonic distortion at or below rated power. Distortion on the Model 15 is lower than on any other currently available power amplifier. You can use the Model 15 with any loudspeaker on the market, from a 4-ohm acoustic suspension system to the 16-ohm electrostatic. And, a built-in fool-proof protection circuit gives instantaneous and unobtrusive protection without causing annoying program interruptions. All of these features combine to bring you completely reliable operation — year in and year out. The performance of the Marantz Model 15 establishes wholly new standards of technical excellence for amplifiers of all types. \$395.00.

The Model 14 Single Channel Amplifier. If you need a high-quality amplifier for monophonic or center-channel operation, then the Model 14 is the ideal choice. Available in utility form, it has the same performance specifications and circuitry of each channel of the Model 15. \$200.00.

FEATURES

Safety Circuit—A new, current-limiting circuit developed by Marantz protects both output and driver transistors from output short circuits, open circuits, capacitive loads or any type of complex reactive loudspeaker loading. Accidental open—or short-circuiting, even with full-power, 20,000 Hz output is completely safe. Short circuits during operation activate a visual indicator. This unique safety circuit gives instantaneous and unobtrusive protection *without causing annoying program interruptions!*

Overload Recovery—Instantaneous. Clean performance at high peak-clipping levels.

Time Delay Circuit—

Loudspeakers are protected against damage from turn-on "pops" and surges.

Separate Power Supplies—

Channels are completely isolated. No power loss or other interactions from simultaneous operation of both channels.

Crossover Notch—These sharp switching discontinuities have been virtually eliminated in the Marantz Circuit, even at 20,000 Hz. This results in noticeably cleaner performance, especially apparent at normal listening levels.

Front Panel—Matches those of Marantz Model 7T Solid-State Stereo Preamplifier Console and Model 10B Stereo FM Tuner in both size and type of finish. Cabinet or rack mounting available at extra cost.

Electronic Time Delay Circuit—

This mutes the signal to the loudspeaker for about five seconds after the unit is turned on, *thus* eliminating the irksome "popping" noise normally produced at that time by high power supply transistorized units.

SPECIFICATIONS

Power Output Each Channel:

70 watts @ 4 ohms; 60 watts @ 8 ohms; 40 watts @ 16 ohms. Will operate *continually at full rated power from 20 to 20,000 Hz with complete safety!*

Frequency Response:

Within 1 db, 10 to 60,000 Hz.

Damping Factor: Greater

than 30 with 8-ohm load.

Total Harmonic Distortion:

Less than 0.1% at and below rated power, 20 to 20,000 Hz.

Typical Harmonic Distortion:

0.03% with 8-ohm or higher load—at full rated output, any frequency from 20 to 20,000 Hz. Distortion decreases as output level is lowered.

Total Noise: Better than 90 db below 60 watts into 8 ohms.

Optional Accessories—

Oiled walnut cabinet, \$29.50; Rack Mount Panel, \$35.00.


UL Listed—for 50-60 Hz, 105-130V AC.

Easily Convertible—

From 110 volt to 220 volt operations. Please write for conversion instructions.



The Model 14 Single Channel Amplifier



The Model 10B Stereo Tuner. "We have never seen a tuner to compare with it... so outstanding that it is literally in a class by itself." Thus did *HiFi/Stereo Review* praise the Model 10B Stereo FM Tuner. They were not alone. In fact, no other single audio component has received such unqualified acclaim. Here is the tuner that many radio stations install to monitor their own broadcasts for quality, frequency accuracy, and channel separation. Here is the only FM tuner available which provides stereo separation in excess of 30 db across the *entire* audio frequency spectrum as specified by the Federal Communications Commission. Possession of a Model 10B is the hallmark of the true audio connoisseur. You can receive FM stereo broadcasts with the same clarity and fidelity with which they are transmitted. The Model 10B meets your every requirement for true high fidelity FM stereo reception. Performance characteristics of the Model 10B in regard to quieting, stereo separation and distortion are totally without precedent. Combining high sensitivity, ultra-sharp selectivity, fast quieting action and reduced susceptibility to multipath effects, assures unsurpassed reception—even in fringe areas. The exclusive, built-in oscilloscope (CRT), guarantees absolute tuning accuracy. The oscilloscope also shows correct antenna direction for best reception and tuning out of multipath interference, as well as the relative signal strength of each station. The CRT also lets you test for optimum stereo separation, and for stereo phasing. The Model 10B never requires costly realignment in the IF stage—the units are factory-sealed, and can never go out of adjustment. The advanced features and performance specifications of the Model 10B will satisfy the most technically oriented hi-fi buff—and its simplicity of operation is designed to attract the listener who is simply a lover of good music and desires to own only the very finest equipment available. \$750.00.

FEATURES

RF Section—The precision tuning capacitor has a "linear frequency" characteristic so that the station calibrations appear evenly and accurately spaced along a full 10° tuning dial. RF stages are balanced-tuned throughout. An important feature is the radar-type, balanced-bridge diode mixer.

IF SECTION—The unique Marantz IF circuit is based on the development of an "18-pole" phase-linear filter. The ideal characteristics of the filter passband permit performance improvements which are unobtainable with conventionally coupled circuits. Phase-linearity in the 200 KHz passband eliminates a major source of high frequency distortion and loss of separation. 108 db/octave cutoff slopes make the Model 10B the most selective FM tuner in existence. The strongest signals have no deteriorating effect on its ideal passband characteristics. IF alignment is permanent, being unaffected by tube changes or normal aging.

Limiters and Discriminator—There are nine limiters in the Model 10B using matched pairs of silicon planar diodes. Each IF stage is self-limiting, preventing overload on strong signals, and eliminating the usual need for AGC circuits. Quieting on weak

signals is close to the theoretical threshold, with ultimate quieting in excess of 70 db. The discriminator circuit is extremely linear, ensuring low distortion through the sub-channel range.

Multiplex—The highly sophisticated Marantz circuit permits the inclusion of phase correction to maintain proper phase-amplitude relationships. This allows the use of an extremely effective SCA rejection filter without the usual loss of separation at high frequencies. Separation is well in excess of 30 db to 15 KHz. The output filter circuit provides very sharp attenuation of residual sub-channel components above the audio range, eliminating noise and interference from SCA. Precision-gapped ferrite cup-cores or precision toroidal coils are used for all filters. Automatic stereo switching and inter-channel muting are both accomplished by means of ingenious electronically triggered photo-electric circuits.

Multipath-Tuning Indicator—In March 1962, Marantz introduced the concept of using an oscilloscope tube as a multipath and tuning indicator in the early prototypes of the Model 10. As each station is tuned, its correct center position on the passband is clearly displayed. Simultaneously, the presence of

multipath becomes visible, making it quite easy to readjust the antenna for best results. A panel switch permits test display of the left and right FM channels, or external signals from tape recorders or phonographs.

SPECIFICATIONS

I.H.F. Sensitivity—2 μ v or better.

Quieting Slope—at least 50 db @ 3 μ v; 60 db @ 8 μ v; 70 db @ 25 μ v.

Six IF Stages—Each with 3-pole phase-linear band-pass filter. IF bandwidth, 200KHz. Cutoff slopes, 108 db/octave overall.

Selectivity Curve—Adjacent carrier—42 db; alternate carrier—150 db.

Nine Dynamic Symmetrical-Aperture Limiters—Full limiting on noise.

Ultra-Linear Discriminator—For low distortion through sub-channel range.

Balanced-bridge Diode Mixer.

Automatic Stereo Switching—Photoelectronic, with indicator light and threshold adjustment.

Interstation Muting—Photoelectronic, with defeat switch and threshold adjustment.

Total Spurious Rejection—Better than 100 db. Includes images, cross modulation, etc.

Volume Sensitivity—10 db maximum (reached @ 0.8 μ v).

Harmonic Distortion—Less than 0.2% @ 15 KHz after de-emphasis, and less than 1% at detector.

AM Rejection—At least 70 db @ 80% modulation with all signal levels.

Separation—Approximately 45 db average throughout the range. Better than 30 db at 15 KHz.

Built-in Multipath/Tuning Indicator—3" oscilloscope tube.

Tuning Gang—Military type, silver-plated, four balanced sections, ceramic spacers. Precision calibrated at 10 points.

Dimensions—Front panel, 15 $\frac{3}{8}$ " x 5 $\frac{3}{4}$ "; chassis 14 $\frac{3}{8}$ " wide x 15" deep x 6 $\frac{3}{4}$ " high (including feet). Panel dimensions are identical to Model 7T.

Panel Finish—Gold anodized, to match Model 7T.

Shipping Weight—38 lbs.

Optional Accessories—Oiled walnut cabinet, \$37.00; Rack Mount Panel, \$60.00.

UL Listed—for 50-60 Hz 105-130V AC operation.

Easily Convertible—From 110 volt to 220 volt operation. Please write for conversion instructions.

Marantz Model 10-B



The Model 9 70 Watt Amplifier. Many audio connoisseurs prefer amplifiers with vacuum tube design. If you are among them, and if you are also seeking massive power output, then the remarkable Marantz Model 9 70 Watt Amplifier is the ideal instrument for you. The Model 9 provides 70 watts of power—140 watts peak. Its tremendous power reserves are available to provide flawless amplification of the most demanding signal. The Model 9 performance is also characterized by exceptional stability and low distortion, even under the stringent requirements of the most complex speaker system. The result is a thrilling new experience in sumptuous sound. Scrupulously precision-crafted throughout, this instrument features a complete built-in test section for testing and balancing of output and driver tubes and for adjusting the balance of the driving signal. Test controls include a seven-position test switch and an ultra-accurately calibrated d'Arsonval meter, and five screwdriver adjustments. All these simple adjustments eliminate the need for matched output tubes and assure optimum performance despite normal tube aging. The Marantz Model 9 70 Watt Amplifier—massive power for magnificent sound. \$384.00.

SPECIFICATIONS

Power—70 watts continuous—140 watts peak. Switch for 40 watt triode operation.

Response—At full rated power: within 0.1 db, 20 Hz to 20 KHz; within 1 db, 12 Hz to 40 KHz. At ½ watt: within 1 db, 3 Hz to 40 KHz.

Harmonic Distortion—At full rated power: less than 0.1% at mid-frequencies, less than 0.33%: 20 Hz and 20KHz.

I.M. Distortion—Less than 0.5% at full rated power.

Hum and Noise—Better than 90 db below 70 watts.

Damping Factor—Greater than 20.

Output Impedances—4, 8 and 16 ohms, plus 1 ohm tap for center-speaker connection.

Construction—Instrument-type, precision construction throughout. Circuit assembled on rigid heavy-duty terminal board with machined, silver plated turret-terminals. Wiring connections neatly cabled. Silicon diode B+ and bias supplies, with Zener regulation for first stage. Three Sprague type 17D telephone-grade electrolytic capacitors. Oversized transformers for very cool operation. Heavy front panel with precision-machined knobs, precision d'Arsonval meter.

Controls—All controls, adjustments and connections, with the exception of the triode switch, are accessible from the front.

Gain Control—Isolated by cathode-follower/phase reversal circuit.

Phase Switch—For securing correct phase relation (A + B) of phantom center-channel speakers fed by two amplifiers.

Low Filter—Subsonic cutoff filter, less than ¼ db at 20 Hz—20 db at 3 Hz.

Test Switch—For bias (plate current) readings for each tube. Built-in test signal for dynamic

balance adjustment. Five bias and balance adjustments, as well as all input and output connections, are located under snap-out panel.

Tube Complement—2—6DJ8/ECC88, 1—6CG7, 4—6CA7/EL34, 1 Zener diode, 5—silicon rectifiers.

Overall Dimensions—15½" wide x 8¾" high x 10½" deep. Panel—15½" wide x 7¾" high.

Shipping Weight—60 lbs.

Optional Accessory—Rack Mount Panel, \$36.00.

UL Listed—50 to 60 Hz operation at 105-130 Volts.



The Model SLT-12U Straight Line Tracking Turntable. Reproducing the total signal and achieving maximum channel separation has always been a problem with conventional tracking tone arms since the introduction of stereo discs. Marantz has solved this problem with the new SLT-12U Universal Cartridge Straight Line Tracking Turntable. After the original recording is taped, it is necessary to create from it a master disc, which is used to mass manufacture the discs you purchase. This stereo master disc is cut with a special lathe, which is controlled by signals from the original tape recording. The cutting head of this lathe travels across the master disc in a straight line, and the grooves are cut proportionately to the volume of the sound fed to it from the tape; as the sound ebbs, the grooves narrow—as the sound swells, they become wider. Thus, both the width of the grooves (shown highly-magnified below) and their depth (pictured below) vary proportionately with the amount of sound fed by the tape, and also with the higher and lower frequencies of the sound. Each side of the groove carries a separate signal—one for each channel. It is the two sides of each groove together that comprise the total stereo signal being recorded. The grooves of the master reproduction disc—and those of all discs subsequently pressed from the master—carry the *total sound originally recorded*. In order to reproduce the *total sound originally recorded*, the playback tone-arm and cartridge must duplicate *exactly* the straight line path of the cutting head and the angle of the cutting stylus. This is exactly what the Marantz SLT-12U tone-arm does. *It tracks across the disc in a straight line*, following the path originally taken by the master disc cutting head—as you can easily see in the multiple-exposure photo below. A conventional tone-arm creates an arc in its travel across the disc; because there is no arc created, the cartridge stylus mounted in the SLT-12U arm cannot twist in the groove. Its angle *exactly* duplicates the angle of the cutting stylus, remaining always tangent to, and precisely seated in, the groove. To our knowledge, it is the only disc playback system which *can and does exactly* reproduce the total dynamics and full stereo separation of the *total sound that was originally recorded*. There are certain deficiencies which are inherent in conventional tone-arm tracking. Many manufacturers have devised ingenious methods to combat some of these deficiencies, but they are compromises at best. These deficiencies do not exist in the Marantz Straight Line Tracking Turntable. Marantz has perfected a trouble-free tracking and tone-arm assembly. With the magnificent Marantz SLT-12U disc playback system there is: no tracking error; no inner-groove distortion; no skating impulse; no deterioration of the elliptical stylus shape; absolutely uniform stereo separation and frequency response, from outermost to innermost grooves. The Marantz SLT-12U will accommodate virtually all existing, current or future cartridge weighing up to 10 grams (most current cartridges weigh five grams or less) and up to ¾" height from the top of the cartridge to the stylus tip (most current cartridges are only 50% of this height). Installation is non-technical, and can be performed easily. To make universal cartridge selection possible, the SLT-12U tone-arm is equipped with a unique positive balancing device that permits simple balancing for any of the popular cartridges. The Marantz SLT-12U is not just a theory in practice—it is a proven product and it creates a truly great experience in musical enjoyment. \$295.00.

FEATURES

Zero Tracking Error—

Revolutionary straight line tracking arm holds stylus tangent to record groove at all times, eliminates inner groove tracking error distortion, skating force and uneven stylus wear—all inherent in conventional arm design.

Rumble Free—12 lb. heavy-weight precision-machined turntable, tungsten carbide

thrust bearing, and precision ground drive belt combine to provide maximum isolation from acoustic feedback.

Widest Dynamic Range—

Marantz designed lightweight low mass arm produces finest tone quality and an unprecedented dynamic range.

Cueing Control—No need to ever touch pick-up arm. Positive cueing control automatically places arm in desired

groove-track, eliminating accidental scratching and damaging of prized recordings.

SPECIFICATIONS

Speeds—33⅓ and 45 R.P.M.

Flutter and Wow—Better than 0.04%.

Tracking Error—Non-existent (0 degrees/inch).

Skating Force—Non-existent when turntable is properly leveled.

Drive Principle—Hysteresis

synchronous motor belt (usothane belt) driving the platter's outer rim.

Rumble—Virtually non-existent.

Leveling—Precision bubble-level adjustment.

Dimensions and Weight—18" wide x 14" deep x 6½" high (including walnut base); 27 lbs.

Power Requirements—120V, 60 cycles (50 cycles available).

UL Listed.

Optional Accessory—Dust cover.



Tracking Arm Multiple Exposure



Groove Depth



Groove Width

Marantz Model SLT-12U





The honored choice of discriminating FM stations and other professional industrial users who require the finest stereo reproduction equipment. Size conforms to industry standards. Available for these Marantz instruments: 7T, 9, 10B, 15. This photo shows Marantz rack mounts in actual installation at a leading New York FM station.

DIMENSIONS AND PRICES:

Model 7-T

front panel height, 7"; width, standard 19"; \$40.00.

Model 15






front panel height, 7"; width, standard 19"; \$35.00.

Model 10-B

front panel height, 7"; width, standard 19"; \$60.00.

Model 9

front panel height, 8 $\frac{3}{4}$ "; width, standard 19"; \$36.00.



What Makes A Marantz A Marantz?

Why is a Marantz so superior? Because it is designed that way. Why does a Marantz cost more? Because it gives you more. It is the product of a corporate commitment to excellence. At Marantz, this philosophy is translated into engineering design specifications without peer. To understand, you need only look inside any one of our products. The workmanship within speaks for itself. The photographs above are representative samples of all circuit boards. They are designed to stringent military specifications. This means that only the finest components available to perform a particular function are ever used. All connections are automatically soldered by a Wave Guide soldering machine—the type demanded by the military for its own precision work. There are never any cold solder joints or burned circuit boards in a Marantz component. And there is a very good reason for all of Marantz' close attention to detail, choice of costlier components, and exclusive design features. Simply stated, it is to create a product with an unusually high degree of immunity from ambient field interference, temperature fluctuations, and normal wear and tear. If this is the kind of audio excellence that you demand and desire from the equipment you wish to install in your own home, then you will truly appreciate that very special kind of satisfaction reserved exclusively for the fortunate owners of Marantz equipment—and their guests.

The Model 18 Solid-State Stereophonic FM Receiver. Now—the eloquent “Sound of Marantz” components in a single unit. In the Model 18—Marantz introduces, for the first time, a solid-state FM Stereo Multiplex Tuner, Stereo Preamplifier and Stereo power amplifier—all combined on a single chassis. Styled in sleek, elegant lines, it is an “FM stereo sound center” that will fill your home with stunning experiences in stereophonic listening. The Model 18 features outstanding stereo control flexibility not normally found in a complete receiver. In addition to separate bass and treble controls for each channel, there are inputs for two stereo tape recorders (one in the rear for permanent connection, and one in front for tape dubbing from an external recorder), two inputs for stereo phonographs, a stereo headphone output, a switch for selection of multiple speaker system combinations, plus a multitude of other switching and control conveniences. With the Model 18 you not only enjoy the traditional unsurpassed quality and flexibility of Marantz components, but also inspired innovation in circuitry design—which provides cleaner sound than you’ve ever heard before. Weak FM stations are received without being *swamped* out by strong stations, and powerful stations are received without distortion. It is now easy to “lock in” tightly on one station closely adjacent to another without fear that the adjacent station will interfere with the one you want. The Model 18 attains this sharp selectivity through the use of modified Butterworth filters that couple the four amplifiers in the IF stages. Absolute tuning accuracy through the built-in oscilloscope is an exclusive feature of Marantz tuners. The oscilloscope also indicates correct antenna direction for best reception and tunes out multipath interference, as well as tuning to the maximum signal strength of each station. The oscilloscope can also be used to test for optimum stereo separation and stereo phasing of all components connected to the Model 18. Selecting the proper station becomes a delightful experience with the unique silky-smooth “Gyro-Touch” tuning control (patent applied for), through which you tune by *turning the actual flywheel itself*. Mounted horizontally, the flywheel tunes in the direction you are seeking. Solid-state throughout, the amplifier sections are rated at 40 watts rms continuous per channel (80 watts peak) all the way from 20 Hz to 20,000 Hz. Other features of the amplifier section include direct coupled design to provide instantaneous overload recovery. There is an exclusive automatic protection circuit incorporated for both the amplifier components and speaker systems. Flawless performance was the engineering objective—flawless performance is the final result. \$695.00.



marantz

Phase 2 Mono-80 Tape Monitor Auto Display

model eighteen

Stereophonic Receiver

Hi-Freq. Lo-Freq. Hi-Freq. Muting Off

DET



REVERSE



ON



selector



auto-tune



volume



bass



treble



speaker systems



COOLPHONE

FEATURES

Built-in Oscilloscope—This displays incoming signals for precise tuning, strength of signal, correct antenna orientation for minimum multipath distortion and station modulation. It may also be used for observing the degree of stereo separation, stereo phasing of all stations and other components connected through the Model 18 Receiver.

Butterworth Filters—Incorporated in the IF stages these assure better selectivity, lower distortion, and more than 30 db stereo separation, even at 15 KHz. The IF stages never require realignment.

Gyro-Touch Tuning (patent applied for)—Selecting stations becomes a delightful experience with this unique control in which you rotate the actual tuning flywheel. This results in silky-smooth, ultra-low friction tuning action.

Direct Coupled—Design and Protection Circuits (patent applied for)—Through these, the amplifiers recover instantaneously from overload. They also protect both amplifiers and loudspeakers against sustained overload damage

caused by short circuits or other accidental misuse.

Front Panel Tape Recorder Dubbing Connection—These provide convenient facilities for making tape copies with an external recorder.

Front Panel Headset Output—You can listen to stereo headsets with or without the loudspeakers playing.

Longer Dial—Because the tuning dial is longer than on most receivers, you can more accurately "zero in" on a given station.

1% Resistors Used—The best resistors available, they give supremely low noise. They are used throughout the receiver in all vital circuits.

Massive Heat Sinks—These dissipate heat from the power transistor circuits, and that means longer years of use.

Electronic Time Delay Circuit—This mutes the signal to the loudspeaker for about five seconds after the unit is turned on, thus eliminating the irksome "popping" noise normally produced at that time by high power supply transistorized units.

SPECIFICATIONS AUDIO SECTIONS

Rated Continuous—(RMS power output, per channel, both channels operating simultaneously, 20 Hz to 20,000 Hz).
4 and 8 ohms = 40 watts,
16 ohms = 20 watts.

I.M. Distortion—(SMPTE) at or below rated power = 0.2% max.

Total Harmonic Distortion—20 to 20,000 Hz, at or below rated power = 0.2% max.

Power Bandwidth—0.2% total harmonic distortion—10 Hz to 30,000 Hz.

Frequency Response—*20 Hz to 20,000 Hz $\pm 1/2$ db (high level) RIAA ± 0.5 db (phono).

Input Sensitivity—(For 40 watts @ 8 ohms) 100 mv @ (high level), 1 mv @ (phono).

Input Impedance—100,000 ohms (high level), 47,000 ohms (phono).

Hum and Noise—Below 40 watts, 8 ohms: -80 db (high level), 1 μ v equiv. input (phono).

Damping Factor—30 minimum at 8 ohms.

Stability—Unconditional.

Separation and Crosstalk—Minimum 35 db from 20 to 20,000 Hz.

*IHF specifications are only from 20 to 20,000 Hz. The frequency response of the Model 18 is far wider than the IHF range.

FM SECTION

Noise Quieting— -50 db @ 5 μ v; -60 db @ 10 μ v; -70 db @ 50 μ v.

Total Harmonic Distortion—0.2% max. 400 Hz, 100% Mod.

Frequency Response—75 μ sec DE-EMP ± 0.5 db.

Multiplex Separation—40 db @ 20 Hz; 45 db @ 1 KHz; 31 db @ 8 KHz; 30 db @ 15 KHz.

38 KHz Suppression—60 db.

67 KHz Suppression—65 db.

PHYSICAL MEASUREMENTS:

Dimensions—18 $\frac{1}{4}$ " wide x 16" deep x 6" high (including feet).

Front Panel Dimensions—18 $\frac{1}{4}$ " wide x 5 $\frac{3}{4}$ " high.

Shipping Weight—46 lbs.

Shipping Weight of Accessory Cabinet—11 lbs.

Optional Accessories—Oiled walnut cabinet, \$39.50.

UL Listed—for 50-60 Hz, 105-125V AC.

Easily Convertible—From 120 Volt to 240 Volt operation.

MARANTZ, CO., INC. • A SUBSIDIARY OF SUPERSCOPE, INC. SUN VALLEY, CALIFORNIA 91352 • PHOTOGRAPHY & DESIGN BY JAMES SHADE. LITHOGRAPHED IN THE U.S.
FACTORY ADDRESS: 37-04 57th STREET, WOODSIDE, NEW YORK 11377 • EXECUTIVE AND SALES OFFICE ADDRESS: P.O. BOX 99, SUN VALLEY, CALIFORNIA 91352

Ultimately You Will Want Marantz